

## Genius Putty Knife & Scraper Range

Premium quality, multi-purpose blades – use for spreading plaster, putty, fillers, adhesives and to clear surfaces old paint or rough particles.



Available as:  
 38mm Putty Knife  
 25mm Scraper  
 38mm Scraper  
 50mm Scraper  
 63mm Scraper  
 75mm Scraper  
 100mm Scraper

Premium quality scale tang, tapered stainless steel blades with durable Rosewood handles



Available as:  
 38mm Putty Knife  
 25mm Scraper  
 38mm Scraper  
 50mm Scraper  
 63mm Scraper  
 75mm Scraper  
 100mm Scraper

Premium quality scale tang, tapered stainless steel blades with heavy duty comfort grip handles and hamer heads for punching in nails

## Genius Flexible Filling Blade

Super flexible multi-purpose blade for a smooth finish.

Available in:  
 120mm  
 100mm  
 80mm  
 50mm

Premium quality, super flexible stainless steel filling blade with durable handle



## Genius Shave Hooks

Removes existing paint and rough particles from hard to reach corners and curves.

Available in:  
 Triangle  
 Combination

Premium quality stainless steel blades with durable Rosewood handles



## 3 in 1 Patcher

Scraper, patcher and trowel in one, suitable raking out cracks and edges, patching plaster and cement and applying putty.

Stainless steel blade with timber handle



Look out for the Uni-Pro range of painting accessories in store, including:

- Roller Covers, trays and cleaning tools
- Painting kits
- Paint brushes, cutters and edgers
- Extension poles
- Masking tapes
- Sanding pads
- Hand sanders
- Scrapers
- Fillers
- Paint pots and buckets
- Paint mixers
- Protective sheets and clothing
- Cleaners
- And much more.

**UNI-PRO**

[www.unipro.com.au](http://www.unipro.com.au)

**UNI-PRO**

Choosing the right fillers, scrapers and other preparation products for the job.



**The secret's in the preparation!**

Whether you're a professional or a keen DIY, the secret to a professional paint finish lies in the preparation – selecting the correct tools and products for the job, right from the start.

We've selected some of our best preparation products and a few tips from the paint pros to help you get started.

*Before filling or painting, all working surfaces should be clean and dry. Remove all old paint, varnish and loose particles using a scraper or blade.*

## The Serious Putty Knife & Scraper Range

High quality, durable multi-purpose blades – use for spreading plaster, putty, fillers, adhesives and to clear surfaces old paint or rough particles.



Available as:  
 38mm Putty Knife  
 25mm Scraper  
 38mm Scraper  
 50mm Scraper  
 63mm Scraper  
 75mm Scraper  
 100mm Scraper  
 125mm Scraper

High quality full tang, stainless steel blades with durable timber handles

## Flexible Filling Blades

Multi-purpose blades – use for spreading plaster, putty, fillers, adhesives and to remove old paint and varnish. Available as a 4 Pack

High quality carbon steel flexible blades












Always make sure your preparation product is suitable for the job – including the type of surface and finishing to be used.

### Interior Filler

Available in:  
10kg Bucket or Bag  
3kg 500g



	 ADHERES TO	 IDEAL FOR	 EASE OF USE	 SUITABLE FOR	 LOCATION	 PAINTABLE	 STRENGTH	 WORK/DRY TIME	 MIXING
<b>Interior Filler</b> Available in: 10kg Bucket or Bag 3kg 500g	Plasterboard Plaster Brick Fibrous cement	Multi-purpose interior filler	Easy to apply Sands to a smooth finish Water clean up	Small - large cracks and hole, uneven surfaces	Interior only	Dries white All paints – undercoat recommended	High strength Low shrinkage	30min work time Approx.3-4hrs dry time before sanding (longer for deeper cracks)	Just add water – consistency can be varied to suit usage (see label for full mixing instructions)
<b>Multi-Purpose Filler</b> Available in: 500g 250g	Cement Plaster Plasterboard Wood Brick	Fast drying multi-purpose acrylic filler Perfect for fine edges	Apply in thin layers Sands to a smooth finish Water clean up	Small - large cracks and hole, uneven surfaces	Interior and exterior – not for use in permanently wet areas	Dries white All paints	Hard drying	Approx. 30 min dry time before sanding. Further 24hrs before using oil based undercoat)	Ready to use
<b>Lightweight Interior Filler</b> Available in: 150g	Cement Plaster Plasterboard Wood	Lightweight multi-purpose acrylic filler Minimal shrinkage	Apply in thin layers Sands to a smooth finish Water clean up	Small - large cracks and hole, uneven surfaces	Interior only	Dries white All paints	Hard drying	Approx. 30 min dry time before sanding. Further 24hrs before using oil based undercoat)	Ready to use
<b>Smooth Coat</b> Available in: 6kg 1.75kg 500g	Plasterboard Wall board Plaster	Super fine, creamy filler for a final, smooth, feathered finish	Easy to apply, skims to a perfect feathered edge, minimal light sanding to finish Water clean up	Fine to small cracks, holes and mperfections Final coat over previously filled or uneven surfaces	Interior only	Dries white All paints	High strength Low shrinkage	xmin work time Approx.2-3hrs dry time before lightly sanding	Ready to use
<b>Linseed Oil Putty</b> Available in: 20kg 1.75kg 4.5kg 400g	Wood surfaces	Glazing timber framed doors and windows Woodwork	A light application of oil undercoat is recommended on some woodsbefore applying putty	Glazing Bedding and finishing putty Fill nail holes and small cracks in timber	Interior and exterior	Paint Varnish Stain	High strength Low shrinkage	Min. of 2 weeks dry time required before applying water based paint 6 weeks to fully harden	Knead premixed putty before use
<b>Plaster of Paris</b> Available in: 3kg 1kg		Casting/Moulding Modeling Sculpting/Carving Filling	Multi-purpose fine quality plaster Sands to a smooth finish Water clean up	Fine detail moulding, modelling work	Interior and exterior – not for use in permanently wet areas	Dries white All paints – undercoat recommended	High strength Low shrinkage	xmin work time Approx.3-4hrs dry time before sanding (longer may be required for deeper cracks)	Just add water – consistency can be varied to suit usage
<b>Cornice Cement</b> Available in: 10kg Bucket or Bag 2.5kg	Plasterboard	Adhere plasterboard and fibrous plaster cornice to walls and ceilings	Easy to apply Fast setting	Plasterboard and fibrous plaster cornice	Interior and exterior	Dries white All paints – undercoat recommended	High strength Quick drying	30min work time Approx.30mins dry time	Just add water (see label for full mixing instructions)
<b>Sugar Soap</b> Available in: 4ltr 1ltr 500mls		Suitable for all surfaces including most fabrics (test fabric for colour fastness before using)	Multi-purpose non-corrosive liquid degreaser	Easy to apply as: Mopping liquid Pre-paint cleaner Spray 'n wipe	Effective removal of oil and grease Suitable for high pressure spray cleaning units	Interior and exterior	Use to prepare surfaces for painting Super-concentrated industrial strength	Allow time for penetration before rinsing surface with clean water	Dilute with water to suit required usage (see label for full mixing instructions)

### Broad Knives

Wide multi-purpose knives, suitable for cutting, filling and scraping.

Available in:  
150mm (6")  
200mm (x") Angled  
250mm (10")



### Plasterboard Jointing Tape

Self adhesive jointing tape for plasterboard walls and ceiling panels.

Available in:  
48mm x 50m  
48mm x 20m



 Strong, self adhesive fibreglass mesh

### Sanders

Versatile, flexible blocks suitable for wet or dry sanding on edges and large flat surfaces.

Available in:


- Hand sander with finger grips
- Half sheet hand sander with handle
- Rubber sanding block
- Metal pole sander third sheet



### Flexible Sanding Pads and Blocks

Suitable for wet or dry sanding on edges, flat and contoured surfaces.

Available in:  
Sanding Pads (Twin Packs) – Fine, Medium and Course  
Sanding Blocks (Dual grit) – Medium/Course and Medium/Fine

 Flexible, washable, reusable and long lasting

