



















UNI-PRO

The secret to a professional paint finish preparation and the best product for the job

	 ADHERES TO	 IDEAL FOR	 EASE OF USE	 SUITABLE FOR	 LOCATION	 PAINTABLE	 STRENGTH	 WORK/DRY TIME	 MIXING
Interior Filler Available in: 10kg Bucket or Bag 3kg 500g 	Plasterboard Plaster Brick Fibrous cement	Multi-purpose interior filler	Easy to apply Sands to a smooth finish Water clean up	Small - large cracks and hole, uneven surfaces	Interior only	Dries white All paints – undercoat recommended	High strength Low shrinkage	30min work time Approx.3-4hrs dry time before sanding (longer for deeper cracks)	Just add water – consistency can be varied to suit useage (see label for full mixing details)
Multi-Purpose Filler Available in: 500g 250g 	Cement Plaster Plasterboard Brick Fibrous cement	Fast drying multi-purpose acrylic filler Perfect for fine edges	Apply in thin layers Sands to a smooth finish Water clean up	Small - large cracks and holes, uneven surfaces	Interior and exterior – not for use in permanently wet areas	Dries white All paints	Hard drying	Approx. 30 min dry time before sanding. (Further 24hrs before using oil based undercoat)	Ready to use
Lightweight Interior Filler Available in: 150g 	Cement Plaster Plasterboard Wood	Lightweight multi-purpose acrylic filler Minimal shrinkage	Apply in thin layers Sands to a smooth finish Water clean up	Small - large cracks and holes, uneven surfaces	Interior only	Dries white All paints	Hard drying Low shrinkage	Approx. 30 min dry time before sanding. (Further 24hrs before using oil based undercoat)	Ready to use
Smooth Coat Available in: 6kg 1.75kg 500g 	Plasterboard Wall board Plaster	Super fine, creamy skimmer for a final, smooth, feathered finish	Easy to apply, skims to a perfect feathered edge, minimal light sanding to finish Water clean up	Fine to small cracks, holes and imperfections Final coat over previously filled or uneven surfaces	Interior only	Dries white All paints	High strength Low shrinkage	30min work time Approx.2-3hrs dry time before lightly sanding	Ready to use
Linseed Oil Putty Available in: 20kg 4.5kg 1.75kg 400g 	Wood surfaces	Glazing timber framed doors and windows Woodwork	A light application of oil undercoat is recommended on some woods before applying putty	Glazing Bedding and finishing putty Fill nail holes and small cracks in timber	Interior and exterior	Paint Varnish Stain	High strength Low shrinkage	Min. of 2 weeks dry time required before applying water based paint 6 weeks to fully harden	Knead premixed putty before use
Plaster of Paris Available in: 3kg 1kg 		Casting/Moulding Modeling Sculpting/Carving Filling	Multi-purpose fine quality plaster Sands to a smooth finish Water clean up	Fine detail moulding, modelling work	Interior and exterior – not for use in permanently wet areas	Dries white All paints – undercoat recommended	High strength Low shrinkage	XXmin work time Approx.3-4hrs dry time before sanding (longer may be required for deeper cracks)	Just add water – consistency can be varied to suit useage
Cornice Cement Available in: 10kg Bucket or Bag 2.5kg 	Plasterboard	Adhere plasterboard and fibrous plaster cornice to walls and ceilings	Easy to apply Fast setting	Plasterboard and fibrous plaster cornice	Interior and exterior	Dries white All paints – undercoat recommended	High strength Quick drying	30min work time Approx. 30mins dry time	Just add water (see label for full mixing details)
Sugar Soap Available in: 4ltr 1ltr 	Suitable for all surfaces including most fabrics (test fabric for colour fastness before using)	Multi-purpose non-corrosive liquid degreaser	Easy to apply as: Mopping liquid Pre-paint cleaner Spray 'n wipe	Effective removal of oil and grease Suitable for high pressure spray cleaning units	Interior and exterior	Use to prepare surfaces for painting	Super-concentrated industrial strength	Allow time for penetration before rinsing surface with clean water	Dilute with water to suit required usage (see label for full mixing instructions)